

Transient Voltage Suppressors

SE05D5V11GT

Features

- ◆ Working voltages : 5V
- ◆ Low leakage current: 0.08uA @ V_{RWM}
- ◆ Low clamping voltage
- ◆ Response Time is < 1 ns

Applications

- ◆ Cell Phone Handsets and Accessories
- ◆ Microprocessor based equipment
- ◆ Personal Digital Assistants (PDA's)
- ◆ Notebooks, Desktops, and Servers

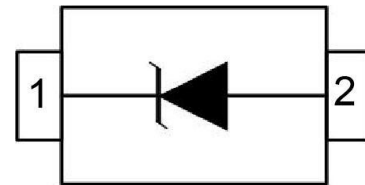
Mechanical Characteristics

- ◆ SOD-523 package
- ◆ Molding Compound Flammability Rating: UL 94V-0
- ◆ Quantity Per Reel:3,000pcs
- ◆ Reel size: 7inch

SOD-523



PIN Configuration

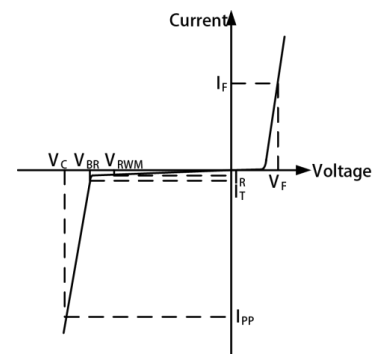


Absolute Maximum Rating

Rating	Symbol	Value	Units
V_{ESD}	ESD per IEC 61000-4-2(Air) ESD per IEC 61000-4-2 (Contact)	± 30 ± 22	KV
T_J	Operating Temperature	-55 to +150	$^{\circ}C$
T_{STG}	Storage Temperature	-55 to +150	$^{\circ}C$
T_{LST}	Lead Soldering Temperature	260(10 sec.)	$^{\circ}C$

I-V Curve Characteristics

Symbol	Parameter
I_{PP}	Maximum Reverse Peak Pulse Current
V_C	Clamping Voltage @ I_{PP}
V_{RWM}	Working Peak Reverse Voltage
I_R	Maximum Reverse Leakage Current @ V_{RWM}
V_{BR}	Breakdown Voltage @ I_T
I_T	Test Current
I_F	Forward Current
V_F	Forward Voltage @ I_F



Uni-Directional TVS

Transient Voltage Suppressors

SE05D5V11GT

Electrical Characteristics (T = 25°C)

Symbol	Test Condition	Minimum	Typical	Maximum	Units
V_{RWM}	—	—	—	5.0	V
I_R	$V_{RWM} = 5V, T = 25^\circ C$	—	—	0.08	μA
V_{BR}	$I_T = 1mA$	6.2	—	—	V
V_C	$I_{PP} = 5A, t_p = 8/20\mu s$	—	—	11.6	V
V_C	$I_{PP} = 7A, t_p = 8/20\mu s$	—	—	15	V
C_J	$V_R = 0V, f = 1MHz$	—	—	80	pF

Characteristics Curve

Fig1. ESD Clamping of I/O to GND(+8kV Contact per IEC 61000-4-2)

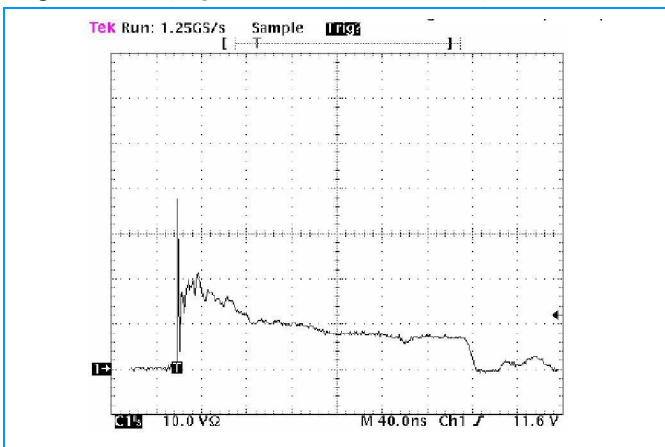
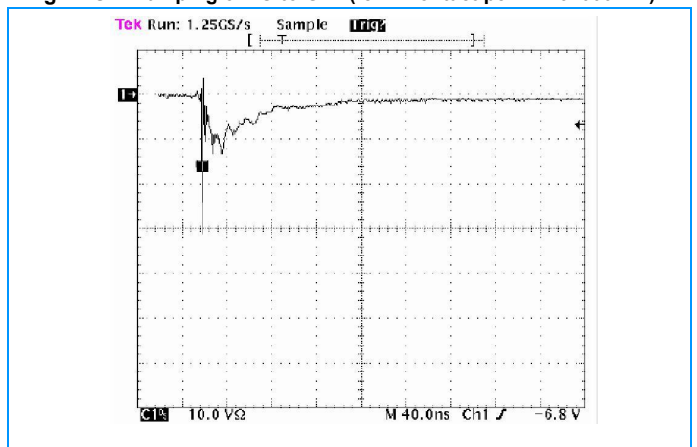


Fig2. ESD Clamping of I/O to GND(-8kV Contact per IEC 61000-4-2)



SOD-523 Package Outline Dimensions

